

Draw a Picture of Yourself




A large rectangular frame with a thick black border. At the top center of the frame, there is a light blue rectangular tab with a scalloped edge, resembling a Polaroid photo's top edge. Inside the frame, there is a smaller, empty rectangular box with a thick black border, intended for drawing a picture of oneself. At the bottom of the frame, the text "is fearfully and wonderfully made by God." is written in a simple, black, sans-serif font.

is fearfully and wonderfully made by God.

WHO DO I WANT TO BE?

and Why?



Answer:

Why?




Answer:

Why?



Answer:

Why?



Answer:

Why?


WHO DO I WANTED TO BE?

and Why?



Answer:

Why?



Answer:

Why?

Who do you want to be?

Answer:

Why?

PUZZLE *fun*

As a piece to a puzzle, each of us is a part of God's big beautiful plan.

We are who we are and are placed in this world according to God's purpose for us. Not one of us is better or more important than another. Like in a puzzle, every piece is needed for the puzzle to be completed.


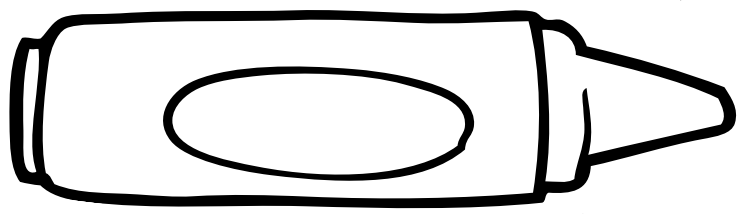



ALL about ME!

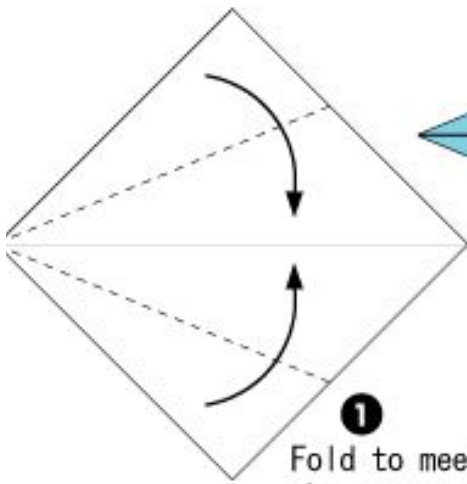
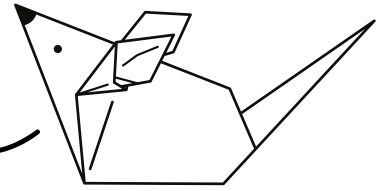
by.....

My favourite colour is...

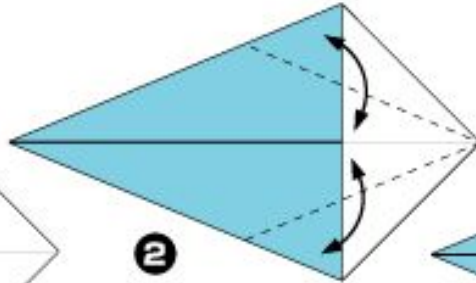
This is me!



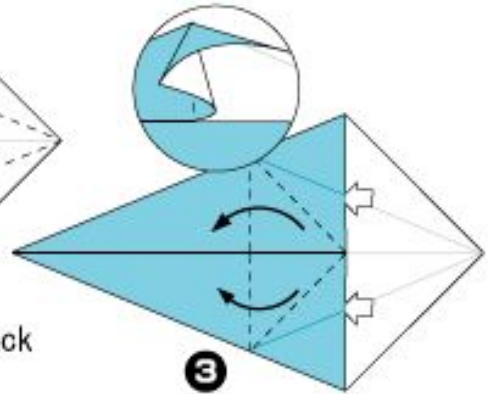
Make a Mouse



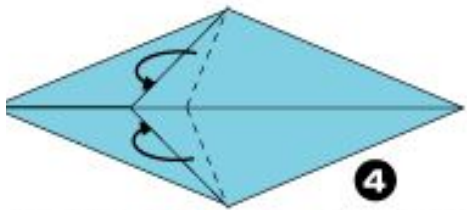
1
Fold to meet
the center line



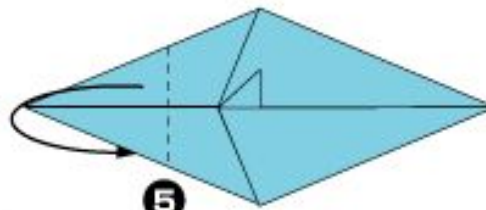
2
Fold to make
a crease and fold back



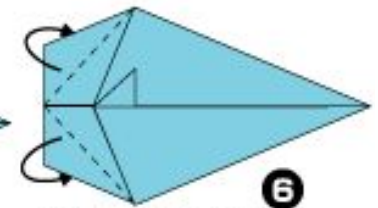
3
Open the  part
and flatten



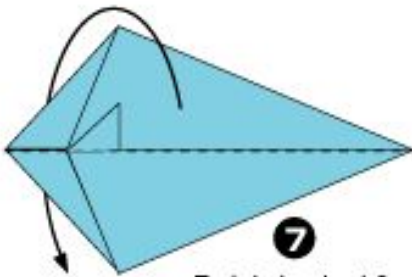
4
Fold inside in the dotted line



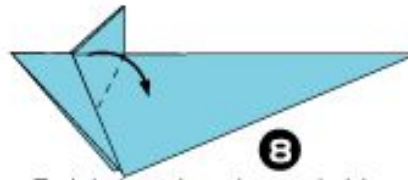
5
Fold backward
in the dotted line



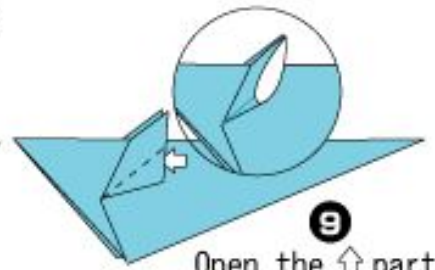
6
Fold backward
in the dotted line




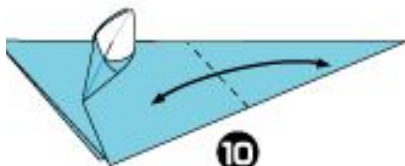
7
Fold in half



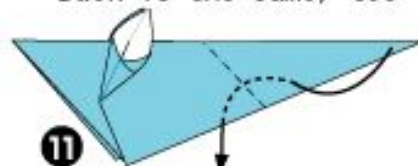
8
Fold in the dotted line
Back is the same, too



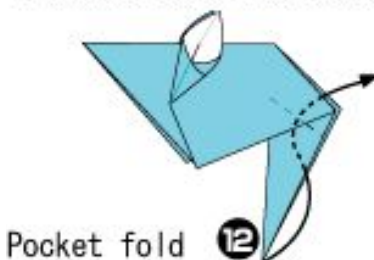
9
Open the  part
and flatten



10
Fold to make
a crease and fold back



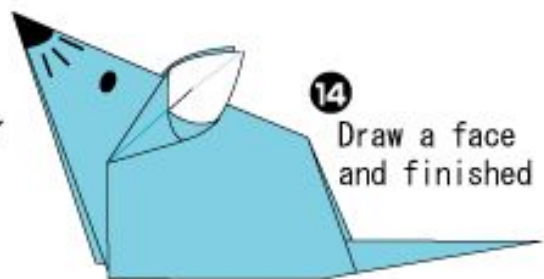
11
Pocket fold
in the dotted line



Pocket fold **12**





13
Fold inside
Back is the same, too



14
Draw a face
and finished

Find My Shadow



Who Am I ?

